

## PHYSICS

## Speed of sound from fundamental physical constants

K. Trachenko<sup>1\*</sup>, B. Monserrat<sup>2,3</sup>, C. J. Pickard<sup>2,4</sup>, V. V. Brazhkin<sup>5</sup>

Two dimensionless fundamental physical constants, the fine structure constant  $\alpha$  and the proton-to-electron mass ratio  $\frac{m_p}{m_e}$ , are attributed a particular importance from the point of view of nuclear synthesis, formation of heavy elements, planets, and life-supporting structures. Here, we show that a combination of these two constants results in a new dimensionless constant that provides the upper bound for the speed of sound in condensed phases,  $v_u$ .

We find that  $\frac{v_u}{c} = \alpha \left( \frac{m_e}{2m_p} \right)^{\frac{1}{2}}$ , where  $c$  is the speed of light in vacuum. We support this result by a large set of experimental data and first-principles computations for atomic hydrogen. Our result expands the current understanding of how fundamental constants can impose new bounds on important physical properties.

## INTRODUCTION

Several notable properties of condensed matter phases are defined by fundamental physical constants. The Bohr radius gives a characteristic scale of interatomic distance on the order of the angstrom, in terms of electron mass  $m_e$ , charge  $e$ , and Planck constant  $h$ . These same fundamental constants enter the Rydberg energy, setting the scale of a characteristic bonding energy in condensed phases and chemical compounds (1).

Among the fundamental constants, those that are dimensionless and do not depend on the choice of units play a special role in physics (2). Two important dimensionless constants are the fine structure constant  $\alpha$  and the proton-to-electron mass ratio,  $\frac{m_p}{m_e}$ . The finely tuned values of  $\alpha$  and  $\frac{m_p}{m_e}$ , and the balance between them, govern nuclear reactions such as proton decay and nuclear synthesis in stars, leading to the creation of the essential biochemical elements, including carbon. This balance provides a narrow “habitable zone” in the  $(\alpha, \frac{m_p}{m_e})$  space where stars and planets can form and life-supporting molecular structures can emerge (2).

We show that a simple combination of  $\alpha$  and  $\frac{m_p}{m_e}$  results in another dimensionless quantity that has an unexpected and specific implication for a key property of condensed phases—the speed at which waves travel in solids and liquids, or the speed of sound,  $v$ . We find that this combination provides an upper bound for  $v$ ,  $v_u$ , as

$$\frac{v_u}{c} = \alpha \left( \frac{m_e}{2m_p} \right)^{\frac{1}{2}} \quad (1)$$

where  $c$  is the speed of light in vacuum. We support this result with a large set of experimental data for different systems and the first-principles modeling of atomic hydrogen.

Identifying and understanding bounds on physical properties is important from the point of view of fundamental physics, predictions for theory and experiment, and searching for and rationalizing universal behavior [see, e.g., (3–11)]. Properties for which bounds were recently discussed include viscosity and diffusivity. The proposed lower bounds for these two properties feature in a range of areas

including, for example, strongly interacting field theories, quark-gluon plasmas, holographic duality, electron diffusion, transport properties in metals and superconductors, and spin transport in Fermi gases (3–11). Recently, two of us found a lower bound for the kinematic viscosity of liquids set by fundamental physical constants (12). Here, we propose a new, upper bound for the speed of sound in condensed matter phases in terms of fundamental constants.

Apart from setting the speed of elastic interactions in solids,  $v$  is related to elasticity and hardness and affects important low-temperature thermodynamic properties such as energy, entropy, and heat capacity (13). As discussed below, the upper bound of  $v$  sets the smallest possible entropy and heat capacity at a given temperature.

In solids,  $v$  depends on elastic properties and density. These strongly depend on the bonding type and structure, which are interdependent (14). As a result, it was not thought that  $v$  can be predicted analytically without simulations, contrary to other properties such as energy or heat capacity, which are universal in the classical harmonic approximation (13). In view of this, representing the upper bound of  $v$  in terms of fundamental constants is notable.

## RESULTS AND DISCUSSION

There are two approaches in which  $v$  can be evaluated. The two approaches start with system elasticity and vibrational properties, respectively.

We begin with system elasticity. The longitudinal speed of sound is  $v = \left( \frac{M}{\rho} \right)^{\frac{1}{2}}$ , where  $M = K + \frac{4}{3}G$ ,  $K$  is the bulk modulus,  $G$  is the shear modulus, and  $\rho$  is the density. It has been ascertained that elastic constants are governed by the density of electromagnetic energy in condensed matter phases. In particular, a clear relation was established between the bulk modulus  $K$  and the bonding energy  $E$ :  $K = f \frac{E}{a^3}$ , where  $a$  is the interatomic separation and  $f$  is the proportionality coefficient (15, 16). This relation can be derived up to a constant given by the second derivative of the function representing the dependence of energy on volume. For most strongly bonded solids,  $f$  varies in the range of 1 to 4 (15, 16). The same data imply the proportionality coefficient between  $M$  and  $\frac{E}{a^3}$  in the range of about 1 to 6. Combining  $v = \left( \frac{M}{\rho} \right)^{\frac{1}{2}}$  and  $M = f \frac{E}{a^3}$  gives  $v = f^{\frac{1}{2}} \left( \frac{E}{m} \right)^{\frac{1}{2}}$ , where  $m$  is the mass of the atom or molecule, and we used  $m = \rho a^3$ . The factor  $f^{\frac{1}{2}}$  is about 1 to 2 and can be dropped in an approximate evaluation of  $v$ . Then

$$v = \left( \frac{E}{m} \right)^{\frac{1}{2}} \quad (2)$$

Copyright © 2020  
The Authors, some  
rights reserved;  
exclusive licensee  
American Association  
for the Advancement  
of Science. No claim to  
original U.S. Government  
Works. Distributed  
under a Creative  
Commons Attribution  
NonCommercial  
License 4.0 (CC BY-NC).

<sup>1</sup>School of Physics and Astronomy, Queen Mary University of London, Mile End Road, London E1 4NS, UK. <sup>2</sup>Department of Materials Science and Metallurgy, University of Cambridge, 27 Charles Babbage Road, Cambridge CB3 0FS, UK. <sup>3</sup>Cavendish Laboratory, University of Cambridge, J. J. Thomson Avenue, Cambridge CB3 0HE, UK. <sup>4</sup>Advanced Institute for Materials Research, Tohoku University, Sendai, Japan. <sup>5</sup>Institute for High Pressure Physics, RAS, 108840 Troitsk, Moscow, Russia.  
\*Corresponding author. Email: k.trachenko@qmul.ac.uk

We now recall that the bonding energy in condensed phases is given by the Rydberg energy on the order of several electron volts (1) as

$$E_R = \frac{m_e e^4}{32 \pi^2 \epsilon_0^2 \hbar^2} \quad (3)$$

where  $e$  and  $m_e$  are electron charge and mass, respectively.

$E_R$  is used for order-of-magnitude estimations of the bonding energy  $E$  (1). Using  $E = E_R$  from Eq. 3 in Eq. 2 gives

$$v = \alpha \left( \frac{m_e}{2m} \right)^{\frac{1}{2}} c \quad (4)$$

where  $\alpha = \frac{1}{4\pi\epsilon_0\hbar c} \frac{e^2}{\hbar c}$  is the fine structure constant.

A result similar to Eq. 4 can be obtained in the second approach that starts with the consideration of the vibrational properties of the system. The longitudinal speed of sound,  $v$ , can be evaluated as the phase velocity from the longitudinal dispersion curve  $\omega = \omega(k)$  in the Debye approximation:  $v = \frac{\omega_D}{k_D}$ , where  $\omega_D$  and  $k_D$  are Debye frequency and wave vector, respectively. Using  $k_D = \frac{\pi}{a}$ , where  $a$  is the interatomic (intermolecule) separation, gives

$$v = \frac{1}{\pi} \omega_D a \quad (5)$$

We recall that the characteristic scale of interatomic separation is given by the Bohr radius  $a_B$  on the order of the angstrom as

$$a_B = \frac{4\pi\epsilon_0\hbar^2}{m_e e^2} \quad (6)$$

We now use the known ratio between the phonon energy,  $\hbar\omega_D$ , and  $E$ . The phonon energy  $\hbar\omega_D$  can be approximated as  $\hbar \left( \frac{E}{ma^2} \right)^{\frac{1}{2}}$ , where  $m$  is the mass of the atom. Taking the ratio  $\frac{\hbar\omega_D}{E}$  and using  $a = a_B$  from Eq. 6 and  $E = E_R$  from Eq. 3 give  $\frac{\hbar\omega_D}{E}$ , up to a constant factor close to unity, as

$$\frac{\hbar\omega_D}{E} = \left( \frac{m_e}{m} \right)^{\frac{1}{2}} \quad (7)$$

Using Eq. 7 in Eq. 5 gives

$$v = \frac{Ea}{\pi\hbar} \left( \frac{m_e}{m} \right)^{\frac{1}{2}} \quad (8)$$

$v$  in Eq. 4, up to a constant factor, can now be obtained by using  $a = a_B$  from Eq. 6 and  $E = E_R$  from Eq. 3 in Eq. 8. Alternatively, the same result can be found by (i) recalling that the bonding energy, or the characteristic energy of electromagnetic interaction, is  $E = \frac{\hbar^2}{2m_e a^2}$  and (ii) using this  $E$  and  $a = a_B$  from Eq. 6 in Eq. 8.

As compared to the first approach, the second approach to evaluating  $v$  involves additional approximations, including evaluating  $v$  from the dispersion relation in the Debye model, using  $a = a_B$  in Eq. 6, and the ratio between the phonon and bonding energies (Eq. 7). We therefore focus on the result from the first approach (Eq. 4).

We now discuss Eq. 4 and its implications.  $m_e$  characterizes electrons, which are responsible for the interactions between atoms. The electronic contribution is further reflected in the factor  $\alpha c$  ( $\alpha c \propto \frac{e^2}{\hbar}$ ), which is the electron velocity in the Bohr model.

We note that  $\alpha c$  and  $v$  do not depend on  $c$ . The reason for writing  $v$  in terms of  $\alpha c$  in Eq. 4 and the ratio  $\frac{v_u}{c}$  in terms of  $\alpha$  in Eq. 1 is twofold. First, it is convenient and informative to represent the bound in terms of the ratio  $\frac{v_u}{c}$  similarly to the ratio of the Fermi ve-

locity and the speed of light  $\frac{v_F}{c}$  commonly used. Second, it is  $\alpha$  (together with  $\frac{m_p}{m_e}$ ) that is given fundamental importance and is finely tuned to result in proton stability and to enable the synthesis of heavy elements (2) and, therefore, the existence of solids and liquids where sound can propagate to begin with.

$m$  in Eq. 4 characterizes atoms involved in sound propagation. Its scale is set by the proton mass  $m_p$ ;  $m = Am_p$ , where  $A$  is the atomic mass. Recall that  $a_B$  in Eq. 6 and  $E_R$  in Eq. 3 are characteristic values derived for the H atom. We similarly set  $A = 1$  and  $m = m_p$  in Eq. 4 to arrive at the upper bound of  $v$  in Eq. 4,  $v_u$ , as

$$v_u = \alpha \left( \frac{m_e}{2m_p} \right)^{\frac{1}{2}} c \approx 36,100 \frac{\text{m}}{\text{s}} \quad (9)$$

and observe that  $v_u$  depends on fundamental physical constants only, including the dimensionless fine structure constant  $\alpha$  and the proton-to-electron mass ratio.

Equation 9 is the extension of Eq. 4 to atomic hydrogen. We will calculate  $v$  in atomic H later in the paper.

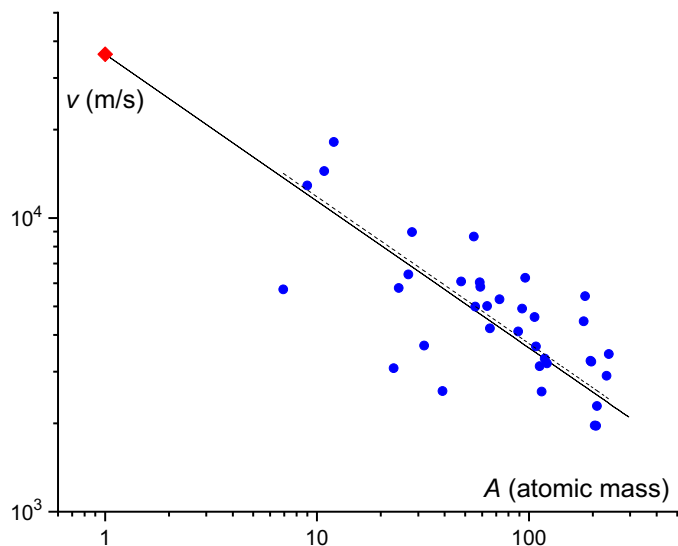
Combining Eqs. 4 and 9 and  $m = Am_p$  gives

$$v = \frac{v_u}{A^{\frac{1}{2}}} \quad (10)$$

Before discussing the experimental data in relation to Eq. 4 and its consequences (Eqs. 9 and 10), we note that the speed of sound is governed by the elastic moduli and density, which substantially vary with bonding type: from strong covalent, ionic, or metallic bonding, typically giving a large bonding energy, to intermediate hydrogen bonding, and weak dipole and van der Waals interactions. Elastic moduli and density also vary with the particular structure that a system adopts. Furthermore, the bonding type and structure are themselves interdependent: Covalent and ionic bonding result in open and close-packed structures, respectively (14). As a result, the speed of sound for a particular system cannot be predicted analytically and without the explicit knowledge of structure and interactions (17), similarly to other system-dependent properties such as viscosity or thermal conductivity [but differently to other properties such as the classical energy and specific heat, which are universal in the harmonic approximation (13)]. Nevertheless, the dependence of  $v$  on  $m$  or  $A$  can be studied in a family of elemental solids. Elemental solids do not have confounding features existing in compounds due to mixed bonding between different atomic species (including mixed covalent-ionic bonding between the same atomic pairs as well as different bonding types between different pairs).

To compare Eq. 10 to experiments, we plot the available data of  $v$  as a function of  $A$  for 36 elemental solids (18–20) in Fig. 1, including semiconductors and metals with large bonding energies. The data are depicted in a log-log plot. Equation 10 is the straight line in Fig. 1 ending in its upper theoretical bound (Eq. 9) for  $A = 1$ . The linear Pearson correlation coefficient calculated for the experimental set ( $\log A$ ,  $\log v$ ) is  $-0.71$ . Its absolute value is slightly above the boundary notionally separating moderate and strong correlations (21). The ratio of calculated and experimental  $v$  is in the range of 0.6 to 2.4, consistent with the range of  $f^{\frac{1}{2}}$  approximated by 1 in the derivation of Eq. 2.

We also show the fit of the experimental data points to the inverse square root function predicted by Eq. 10 as the dashed line in Fig. 1 and observe that it lies close to Eq. 10. The fitted curve gives



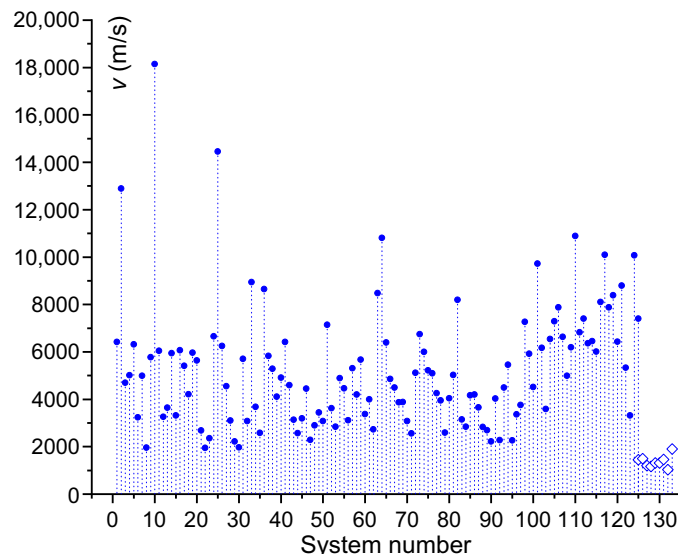
**Fig. 1. Experimental longitudinal speed of sound in 36 elemental solids (blue bullets) as a function of atomic mass.** The solid line is the plot of Eq. 10:  $v = \frac{v_u}{A^{1/3}}$ . The red diamond shows the upper bound of the speed of sound (Eq. 9). The dashed line is the fit to the experimental data points. In order of increasing mass, the solids are as follows: Li, Be, B, C, Na, Mg, Al, Si, S, K, Ti, Mn, Fe, Ni, Co, Cu, Zn, Ge, Y, Nb, Mo, Pd, Ag, Cd, In, Sn, Sb, Ta, W, Pt, Au, Tl, Pb, Bi, Th, and U.

the intercept at  $37,350 \frac{m}{s}$ , in about 3% agreement with  $v_u$  in Eq. 9. This indicates that the numerical coefficient in Eq. 4, which is subject to an approximation as mentioned earlier and discussed below in more detail, gives good agreement with the experimental trend.

The agreement of Eq. 10 with experimental data supports Eq. 4 and its consequence, the upper limit  $v_u$  in Eq. 9. We now show that  $v_u$  agrees with a wider experimental set. In Fig. 2, we show experimental  $v$  (18–20) in 133 systems, including compounds together with the elemental solids in Fig. 1. We observe that experimental  $v$  are smaller than the upper theoretical bound  $v_u$  in Eq. 9.  $v_u$  is about twice as large as  $v$  in diamond, the highest speed of sound measured at ambient conditions [the in-plane speed of sound in graphite is slightly above  $v$  in diamond (10)].

Equation 10 can be used to roughly predict the average or characteristic speed of sound  $v$ .  $A^{1/3}$ , which, according to Eq. 10, is relevant for the speed of sound, varies across the periodic table in the range of about 1 to 15, with an average value of 8. According to Eq. 10, the corresponding  $v$  is  $v \approx 4513 \frac{m}{s}$ . This is in 16% agreement with  $5392 \frac{m}{s}$ , the average over all elemental solids, and in 14% agreement with  $5267 \frac{m}{s}$ , the average over all solids in Fig. 2.

We have included the experimental speed of sound of room-temperature liquids in Fig. 2, with typical  $v$  in the range of 1000 to  $2000 \frac{m}{s}$ .  $v$  in high-temperature liquid metals such as Al, Fe, Mg, and Ni extends to higher values in the range of 4000 to  $5000 \frac{m}{s}$  (22). Similarly to solids,  $v$  in liquids satisfy the bound  $v_u$ . We note that our evaluation of  $v$  and  $v_u$  applies to liquids with cohesive states (23), where molecular dynamics includes solid-like oscillatory components (24) and where  $v$  is set by the elastic moduli as in solids, albeit taken at their high-frequency (short-time) values (24, 25). On the other hand, at high temperature and/or low density, cohesive states are lost, and Eqs. 3 and 6 and our derivation of  $v$  do not apply. In this regime, the moduli are related to the kinetic energy of molecules rather than interactions and bonding energy, and  $v$  starts to in-



**Fig. 2. Experimental longitudinal speed of sound in 124 solids (circles) and 9 liquids (diamonds) at ambient conditions as a function of the system number.**

Solids are as follows: Al, Be, brass, Cu, duralumin, Au, Fe, Pb, Mg, diamond, Ni, Pt, Ag, steel, Sn, Ti, W, Zn, fused silica, Pyrex glass, Lucite, polyethylene, polyesterene, WC, B, Mo, NaCl, RbCl, RbI, Tl, Li, Na, Si, S, K, Mn, Co, Ge, Y, Nb, Mo, Pd, Cd, In, Sb, Ta, Bi, Th, U, LiF, LiCl, BeO,  $NH_4H_2PO_4$ ,  $NH_4Cl$ ,  $NH_4Br$ ,  $NaNO_3$ ,  $NaClO_3$ , NaF, NaBr,  $NaBrO_3$ , NaI,  $Mg_2SiO_4$ ,  $\alpha-Al_2O_3$ ,  $AlPO_4$ , AlSb,  $KH_2PO_4$ ,  $KAl(SO_4)_2$ , KCl, KBr, KI, CaBaTiO<sub>3</sub>, CaF<sub>2</sub>, ZnO,  $\alpha-ZnS$ , GaAs, GaSb, RbF, RbBr,  $Sr(NO_3)_2$ ,  $SrSO_4$ ,  $SrTiO_3$ , AgCl, AgBr, CdS, InSb, CsCl, CsBr, CsI, CsF,  $Ba(NO_3)_2$ , BaF<sub>2</sub>,  $BaSO_4$ , BaTiO<sub>3</sub>, TiCl<sub>4</sub>,  $Pb(NO_3)_2$ , PbS, apatite, aragonite, barite, beryl, biotite, galena, hematite, garnet, diopside, calcite, cancrinite,  $\alpha$ -quartz, corundum, labradorite, magnetite, microcline, muscovite, nepheline, pyrite, rutile, staurolite, tourmaline, phlogopite, chromite, celestine, zircon, spinel, and aegirite. Liquids are as follows: mercury, water, acetone, ethanol, ethylene, benzene, nitrobenzene, butane, and glycerol. See (18–20) for system specifications, including density and symmetry groups.

crease with temperature and loses its universality. Above the Frenkel line (23, 26, 27), formalizing the qualitative change of molecular dynamics from combined oscillatory and diffusive to purely diffusive,  $v$  is equal to the thermal speed of molecules as in a gas.

With regard to liquids, we note that an expression similar to Eq. 2 was earlier obtained by evaluating the elastic modulus using the liquid state theory and applied to liquid metals (28). The speed of sound can also be evaluated in the theory of metals using the ionic plasma frequency and subsequently accounting for the conduction electrons screening. This results in the Bohm-Staver relation  $v \propto \left(\frac{m_e}{m}\right)^{1/2} v_F$ , where  $v_F$  is the Fermi velocity (1), and hence,  $v \propto \frac{1}{A^{1/3}}$  as in Eq. 10 [the factor  $\left(\frac{m_e}{m}\right)^{1/2}$  also appears in the ratio of sound to melting velocity (11)]. These and other relations derived for the liquid state give a fairly good account of the experimental sound velocity in liquid metals (22, 28).

We make three further remarks about the calculated  $v$  and its bound. First, this derivation involves approximations as mentioned earlier. The approximations may affect the numerical factor in Eqs. 4 and 9. At the same time, the characteristic scale of  $v$  in Eq. 4 and its upper bound (Eq. 9) is set by fundamental constants. Second, Eqs. 3, 6, and 7 used in the second derivation of  $v$  assume valence electrons directly involved in bonding and hence strongly bonded systems, including metallic, covalent, and ionic solids. Although bonding in weakly bonded solids such as noble, molecular, and hydrogen-bonded

solids is also electromagnetic in origin, weak dipole and van der Waals interactions result in smaller  $E$  (29) and smaller  $\nu$  as a result. Therefore, the upper bound  $\nu_u$  applies to weakly bonded systems, too. We note here that our evaluation does not directly distinguish between bonding types and hence does not consider the trend of  $\nu$  to increase along the rows of the periodic table, from soft metals to hard covalent materials in Fig. 1. This trend can be accounted for by (i) noting that  $\nu$  in Eq. 8 and  $E = \frac{\hbar^2}{2m_e a^2}$  imply that  $\nu \propto \frac{1}{a}$  and (ii) introducing an extra parameter into the equation for  $\nu$  related to density (we are grateful to K. Behnia for pointing this out). Third, our evaluation of  $\nu$  does not account for the effect of pressure on  $E$  and  $a$  and applies when the enthalpic term is relatively small.

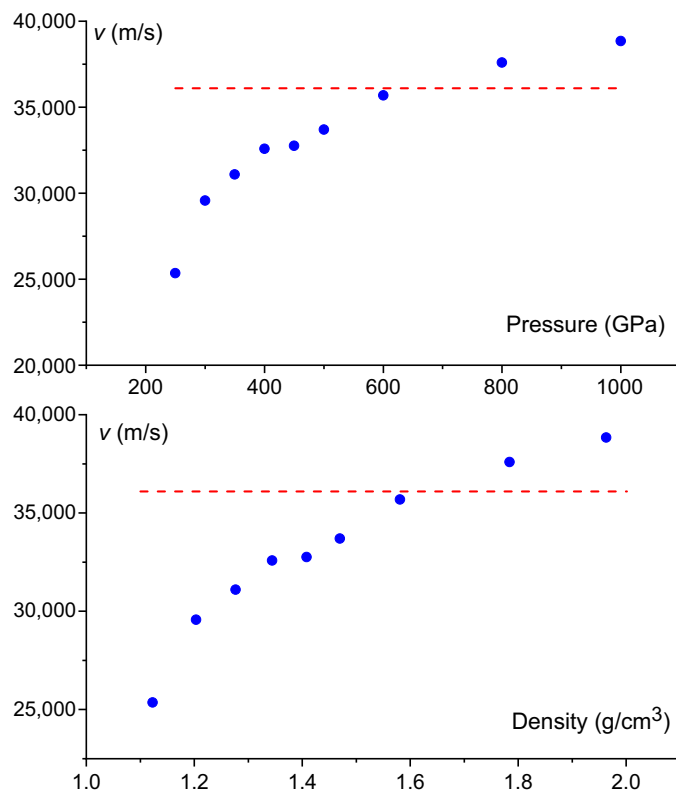
Our upper bound in Eq. 9 corresponds to solid hydrogen with strong metallic bonding. Although this phase only exists at megabar pressures (30, 31) and is dynamically unstable at ambient pressure where molecular formation occurs, it is interesting to calculate  $\nu$  in atomic hydrogen to check the validity of our upper bound. In addition, there has been strong interest in the properties of atomic hydrogen at high pressure [see, e.g., (30–32)], although the speed of sound in these phases was not discussed and remains unknown.

We have calculated the speed of sound in atomic hydrogen for the  $I4_1/amd$  structure (33, 34), which is currently the best candidate structure for solid atomic metallic hydrogen. This structure is calculated to become thermodynamically stable in the pressure range of 400 to 500 GPa (35, 36), below which solid hydrogen is a molecular solid. However, we find that  $I4_1/amd$  is dynamically stable at pressures above about 250 GPa, and therefore, we perform calculations in the pressure range of 250 to 1000 GPa. The speed of sound as a function of pressure and density reported in Fig. 3 corresponds to the highest energy acoustic branch and is averaged over stochastically generated directions in  $\mathbf{q}$ -space.

Our upper bound (Eq. 9) does not account for the enthalpic contribution to the system energy as mentioned earlier; including the pressure effect would increase  $\nu_u$  considerably at pressures shown in Fig. 3. Despite this, the calculated  $\nu$  remains below  $\nu_u$  in a wide pressure range and starts increasing above  $\nu_u$  only above very high pressures of about 600 GPa. In this regard, we note that hydrogen is a unique element with no core electrons. This results in the absence of strong repulsive contributions to the interatomic interaction as compared with heavier elements and, consequently, weaker pressure dependence of elastic moduli and the speed of sound (37). We also note that sharper change of  $\nu$  at lower pressure shown in Fig. 3 is related to approaching the limit of dynamical stability of the  $I4_1/amd$  structure around 250 GPa.

We make three remarks related to previous work. It was noted that thermal diffusivity of insulators does not fall below a threshold value given by the product of  $\nu^2$  and the Planckian time (8). Later work linked the upper bound on the speed of sound to the melting velocity related to melting temperature and Lindemann criterion (11). Last, the upper bound of the speed of sound for hadronic matter was conjectured as  $\frac{c}{\sqrt{3}}$  and discussed [see, e.g., (38) for a review]. Comparing this bound with Eq. 1, we see that our bound is smaller due to the small coupling constant  $\alpha$  and the electron-to-proton mass ratio. In hadronic matter with strong coupling and particles with the same or similar masses, these factors become on the order of 1, in which case our  $\frac{\nu_u}{c}$  in Eq. 1 becomes closer to the conjectured limit (38).

As discussed above,  $\nu$  features in several thermodynamic properties of solids. For example, the low-temperature entropy and heat



**Fig. 3.** Calculated speed of sound in atomic hydrogen as a function of pressure (top) and density (bottom). The dashed line shows the upper bound  $\nu_u$  in Eq. 9.

capacity per volume are  $\frac{S}{V} = \frac{2\pi^2}{15(\hbar u)^3} T^3$  and  $\frac{C}{V} = \frac{2\pi^2}{5(\hbar u)^3} T^3$ , where  $u$  is the average speed of sound and  $k_B = 1$  (13). Hence, the upper bound for  $u$  gives the smallest possible entropy and heat capacity at a given temperature.

We conclude by returning to dimensionless fundamental physical constants. Rewriting Eq. 9 as

$$\frac{\nu_u}{c} = \alpha \left( \frac{m_e}{2m_p} \right)^{\frac{1}{2}} \quad (11)$$

we observe that the combination of two important dimensionless fundamental constants, the fine structure constant  $\alpha$  and the electron-to-proton mass ratio, interestingly gives the new dimensionless ratio,  $\frac{\nu_u}{c}$ .

## MATERIALS AND METHODS

We have performed density functional theory calculations using the CASTEP package (39), with the Perdew-Burke-Ernzerhof exchange-correlation functional (40), an energy cutoff of 1200 eV, and a  $\mathbf{k}$ -point grid of spacing  $2\pi \times 0.025 \text{ \AA}^{-1}$  to sample the electronic Brillouin zone. We have relaxed the cell parameters and internal coordinates to obtain a pressure to within  $10^{-4}$  GPa of the target pressure and forces smaller than  $10^{-5} \text{ eV/\AA}$ . We have then calculated the phonon spectrum using the finite difference method (41) in conjunction with nondiagonal supercells (42) with a  $4 \times 4 \times 4$  coarse  $\mathbf{q}$ -point grid to sample the vibrational Brillouin zone. We have used Fourier interpolation to calculate the phonon frequencies at  $\mathbf{q}$ -vectors close to

the  $\Gamma$ -point and then used finite differences to calculate the corresponding speed of sound.

## REFERENCES AND NOTES

- N. W. Ashcroft, N. D. Mermin, *Solid State Physics* (Saunders College Publishing, 1976).
- J. D. Barrow, *The Constants of Nature* (Pantheon Books, 2003).
- P. K. Kovtun, D. T. Son, A. O. Starinets, Viscosity in strongly interacting quantum field theories from black hole physics. *Phys. Rev. Lett.* **94**, 111601 (2005).
- J. Zaanen, Why the temperature is high. *Nature* **430**, 512–513 (2004).
- S. A. Hartnoll, Theory of universal incoherent metallic transport. *Nat. Phys.* **11**, 54–61 (2015).
- J. Zaanen, Planckian dissipation, minimal viscosity and the transport in cuprate strange metals. *SciPost Phys.* **6**, 061 (2019).
- C. Luciak, S. Smale, F. Böttcher, H. Sharum, B. A. Olsen, S. Trotzky, T. Enss, J. H. Thywissen, Observation of quantum-limited spin transport in strongly interacting two-dimensional Fermi gases. *Phys. Rev. Lett.* **118**, 130405 (2017).
- K. Behnia, A. Kapitulnik, A lower bound to the thermal diffusivity of insulators. *J. Phys. Condens. Matter* **31**, 405702 (2019).
- J. Zaanen, Y. Liu, Y. W. Sun, K. Schalm, *Holographic Duality in Condensed Matter Physics* (Cambridge Univ. Press, 2015).
- Y. Machida, N. Matsumoto, T. Isono, K. Behnia, Phonon hydrodynamics and ultrahigh-room-temperature thermal conductivity in thin graphite. *Science* **367**, 309–312 (2020).
- C. H. Mousatov, S. A. Hartnoll, On the Planckian bound for heat diffusion in insulators. *Nat. Phys.* **16**, 579–584 (2020).
- K. Trachenko, V. V. Brazhkin, Minimal quantum viscosity from fundamental physical constants. *Sci. Adv.* **6**, eaba3747 (2020).
- L. D. Landau, E. M. Lifshitz, *Statistical Physics* (Pergamon, 1969).
- J. C. Phillips, Ionicity of the chemical bond in crystals. *Rev. Mod. Phys.* **42**, 317–356 (1970).
- V. V. Brazhkin, A. G. Lyapin, R. J. Hemley, Harder than diamond: Dreams and reality. *Philos. Mag.* **82**, 231–253 (2002).
- V. V. Brazhkin, V. L. Solozhenko, Myths about new ultrahard phases: Why materials that are significantly superior to diamond in elastic moduli and hardness are impossible. *J. Appl. Phys.* **125**, 130901 (2019).
- B. Cui, A. Zaccone, D. Rodney, Nonaffine lattice dynamics with the Ewald method reveals strongly nonaffine elasticity of  $\alpha$ -quartz. *J. Chem. Phys.* **151**, 224509 (2019).
- D. R. Lide, *CRC Handbook of Chemistry and Physics* (CRC Press, 2004).
- I. N. Frantsevich, F. F. Voronov, S. A. Bakuta, *Elastic Constants and Elastic Moduli of Metals and Non-metals* (Kyiv, Naukova Dumka, 1982).
- M. E. Drits, *Properties of Elements* (Moscow Metallurgy, 1997).
- B. Ratner, *Statistical and Machine-learning Data Mining* (CRC Press, Taylor and Francis, 2011).
- T. Iida, R. I. L. Guthrie, *The Physical Properties of Liquid Metals* (Oxford Univ. Press, 1988).
- V. V. Brazhkin, K. Trachenko, What separates a liquid from a gas? *Phys. Today* **65**, 68 (2012).
- J. Frenkel, *Kinetic Theory of Liquids* (Oxford Univ. Press, 1947).
- J. P. Boon, S. Yip, *Molecular Hydrodynamics* (Dover, 1980).
- V. V. Brazhkin, Y. D. Fomin, A. G. Lyapin, V. N. Ryzhov, E. N. Tsiok, K. Trachenko, “Liquid-gas” transition in the supercritical region: Fundamental changes in particle dynamics. *Phys. Rev. Lett.* **111**, 145901 (2013).
- K. Trachenko, V. V. Brazhkin, Collective modes and thermodynamics of the liquids state. *Rep. Prog. Phys.* **79**, 016502 (2016).
- M. B. Gitis, I. G. Mikhailov, On calculation of the speed of sound in liquid metals. *Acoust. J.* **13**, 556–561 (1967). (in Russian).
- V. V. Brazhkin, Interparticle interaction in condensed media: Some elements are “more equal than others”. *Phys. Uspekhi* **52**, 369–376 (2009).
- R. P. Dias, I. F. Silvera, Observation of the Wigner-Huntington transition to metallic hydrogen. *Science* **355**, 715–718 (2017).
- P. Loubeyre, F. Occelli, P. Dumas, Synchrotron infrared spectroscopic evidence of the probable transition to metal hydrogen. *Nature* **577**, 631–635 (2020).
- J. M. McMahon, M. A. Morales, C. Pierleoni, D. M. Ceperley, The properties of hydrogen and helium under extreme conditions. *Rev. Mod. Phys.* **84**, 1607–1653 (2012).
- K. Nagao, H. Nagara, S. Matsubara, Structures of hydrogen at megabar pressures. *Phys. Rev. B* **56**, 2295–2298 (1997).
- C. J. Pickard, R. J. Needs, Structure of phase III of solid hydrogen. *Nat. Phys.* **3**, 473–476 (2007).
- S. Azadi, B. Monserrat, W. M. C. Foulkes, R. J. Needs, Dissociation of high-pressure solid molecular hydrogen: A quantum Monte Carlo and anharmonic vibrational study. *Phys. Rev. Lett.* **112**, 165501 (2014).
- J. McMinis, R. C. Clay, D. Lee, M. A. Morales, Molecular to atomic phase transition in hydrogen under high pressure. *Phys. Rev. Lett.* **114**, 105305 (2015).
- V. V. Brazhkin, A. G. Lyapin, The inversion of relative shear rigidity in different material classes at megabar pressures. *J. Phys. Condens. Matter* **14**, 10861–10867 (2002).
- P. Bedaque, A. W. Steiner, Sound velocity bound and neutron stars. *Phys. Rev. Lett.* **114**, 031103 (2015).
- S. J. Clark, M. D. Segall, C. J. Pickard, P. J. Hasnip, M. I. J. Probert, K. Refson, M. C. Payne, First principles methods using CASTEP. *Kristallografiya* **220**, 567–570 (2005).
- J. P. Perdew, K. Burke, M. Ernzerhof, Generalized gradient approximation made simple. *Phys. Rev. Lett.* **77**, 3865–3868 (1996).
- K. Kunc, R. M. Martin, Ab initio force constants of GaAs: A new approach to calculation of phonons and dielectric properties. *Phys. Rev. Lett.* **48**, 406–409 (1978).
- J. H. Lloyd-Williams, B. Monserrat, Lattice dynamics and electron-phonon coupling calculations using non-diagonal supercells. *Phys. Rev. B* **92**, 184301 (2015).

**Acknowledgments:** We are grateful to M. Baggioli, K. Behnia, S. Hartnoll, J. Zaanen, and A. Zaccone for discussions. **Funding:** C.J.P. was supported by the Royal Society through a Royal Society Wolfson Research Merit Award and the EPSRC through grant no. EP/P022596/1. K.T. acknowledges the EPSRC support. **Author contributions:** All authors contributed equally to this paper. **Competing interests:** The authors declare that they have no competing interests. **Data and materials availability:** All data needed to evaluate the conclusions in the paper are present in the paper and/or references. Additional data related to this paper may be requested from the authors. CASTEP, including its source code, is available through a no-cost worldwide academic research license—further details are provided at [www.castep.org/](http://www.castep.org/) CASTEP/GettingCASTEP.

Submitted 18 May 2020

Accepted 27 August 2020

Published 9 October 2020

10.1126/sciadv.abc8662

**Citation:** K. Trachenko, B. Monserrat, C. J. Pickard, V. V. Brazhkin, Speed of sound from fundamental physical constants. *Sci. Adv.* **6**, eabc8662 (2020).

## Speed of sound from fundamental physical constants

K. Trachenko, B. Monserrat, C. J. Pickard and V. V. Brazhkin

*Sci Adv* **6** (41), eabc8662.

DOI: 10.1126/sciadv.abc8662

### ARTICLE TOOLS

<http://advances.sciencemag.org/content/6/41/eabc8662>

### REFERENCES

This article cites 31 articles, 3 of which you can access for free

<http://advances.sciencemag.org/content/6/41/eabc8662#BIBL>

### PERMISSIONS

<http://www.sciencemag.org/help/reprints-and-permissions>

Use of this article is subject to the [Terms of Service](#)

---

*Science Advances* (ISSN 2375-2548) is published by the American Association for the Advancement of Science, 1200 New York Avenue NW, Washington, DC 20005. The title *Science Advances* is a registered trademark of AAAS.

Copyright © 2020 The Authors, some rights reserved; exclusive licensee American Association for the Advancement of Science. No claim to original U.S. Government Works. Distributed under a Creative Commons Attribution NonCommercial License 4.0 (CC BY-NC).